



Arriving by metro (Green line) to visit the Musée d'art contemporain de Montréal

Accessibility user guide:
For people with specific needs



Crédit : Félix Rioux, 2022

Contents

Preparing for a visit to the Musée d’art contemporain de Montréal..... 3

How to use this document ? 3

How to get to the Musée ? 4

Coming to the Musée by metro using the green line 5

Green line: McGill Station – Access from outside.....5

Green line: McGill Station – Indoor access 12







Preparing for a visit to the Musée d'art contemporain de Montréal

How to use this document?

This document is a user guide. It combines texts written in plain language with images. It helps you prepare for a visit to the Musée.

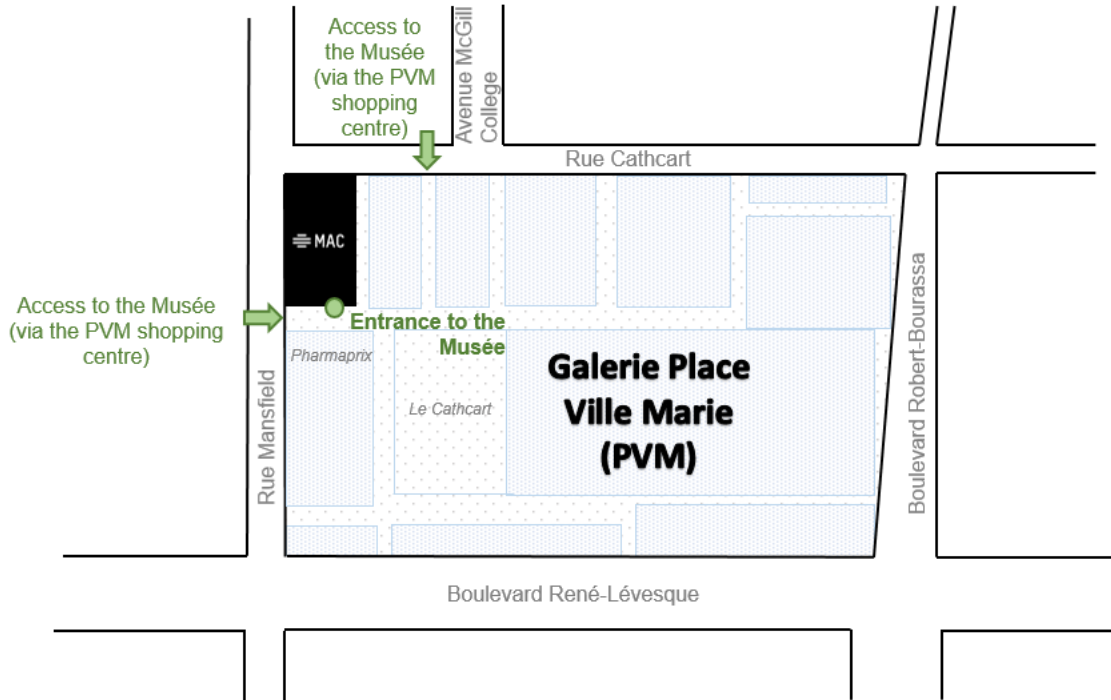
The user guide uses symbols.

Here is what the symbols mean:

- If there is a lot of **noise** 
- If there is a lot of **light**..... 
- If there are **visual stimuli** 
- If there are **smells**..... 
- If there are lots of **people** 
- If you are **not allowed to touch the works** 

How to get to the Musée?

The Musée d'art contemporain de Montréal is located **in a shopping centre called Place Ville Marie, or PVM**. It is situated at the corner of **rue Mansfield** and **rue Cathcart**. You can get to the Musée by two entrances to the shopping centre.



Access via rue Mansfield



Access via rue Cathcart



There is lots of traffic in the area. The streets are noisy.

Coming to the Musée by metro (green line)

Green line: McGill Station – Access from outside

Using the **green line** of the metro:



Get off at the **McGill stop**. It's about a 5-minute walk to the Musée.

The metro can be noisy. There are often lots of people.



Option 1: You arrive **from the east (direction Angrignon)**. Follow the signs for the elevator.


If you prefer to take the stairs, follow the **"Boulevard de Maisonneuve" exit**.



The elevator is at the head of the train, on the other side of the turnstiles. It will take you straight to the exit.




Option 2: **You are arriving from the west (direction Honoré-Beaugrand).** Follow the signs for the elevator.




The elevator will take you to the top floor. You must then take a second elevator.



The second elevator will take you to the street exit.




Exit the elevator at the "**Boulevard de Maisonneuve**" exit. Go through the automatic doors.




You are now on **Boulevard de Maisonneuve Ouest**. Turn right.

There may be construction. The street may be noisy.






Turn left on **avenue McGill College**. You will need to cross boulevard de Maisonneuve Ouest.



Walk straight ahead on avenue McGill College, towards the large sculpture in the shape of a ring at Place Ville Marie.




When you arrive **opposite the ring**, you'll see the Musée d'art contemporain. You can recognise it by the colourful posters and the **"MAC"** logo on the windows.

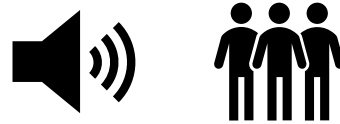


Cross rue Cathcart. The entrance to the Musée is in the **PVM gallery**. PVM stands for "Place Ville Marie". It's a shopping centre.

The entrance is at the foot of the ring.



The gallery can be noisy. It is often very busy.



Turn right at the end of the first corridor.



Continue straight ahead. Follow the circular stickers with the "**MAC**" logo on the floor. The circles will lead you to the entrance of the Musée.

The entrance of the Musée is on the left.
The name “Musée d’art contemporain
de Montréal” is written above it.




Green line: McGill Station – Indoor access

You are using the **green line** of the metro:




Get off at the **McGill stop**. It's about a 5-minute walk to the Musée.

The metro can be noisy. There are often lots of people.



Take the stairs following the "**Centre Eaton**" exit.



After the turnstiles, continue to follow the "Centre Eaton" exit.



You are now in the **Centre Eaton**.

Take the escalator down.


The Centre Eaton is a shopping center. It can be noisy. It's often very crowded.

There may also be strong perfume smells.



At the bottom of the escalator, go straight ahead. Follow the signs for "**Place Ville Marie**".





Continue straight on and leave the Centre Eaton at the **“Place Ville Marie”** exit.



You arrive in the **PVM shopping centre**. PVM means “Place Ville Marie.”


It is a shopping center. It can be noisy. There are often lots of people.



Continue straight ahead. Follow the circular stickers with the **“MAC”** logo on the floor. The circles will lead you to the entrance of the Musée.



Turn right, following the same circles on the ground. Then continue straight on.



The entrance to the Musée is on the left. The name **“Musée d’art contemporain de Montréal”** is written above it.